

# The Kubo formula and Quantum pumping

Doron Cohen, Ben-Gurion University

## Collaborations:

Tsampikos Kottos (Gottingen)

Holger Schanz (Gottingen)

Itamar Sela (BGU)

## Discussions:

Yshai Avishai (BGU)

Markus Buttiker (Geneva)

Thomas Dittrich (Columbia)

Misha Moskalets (Kharkov)

<http://www.bgu.ac.il/~dcohen>

LANL cond-mat archive

\$GIF, \$ISF

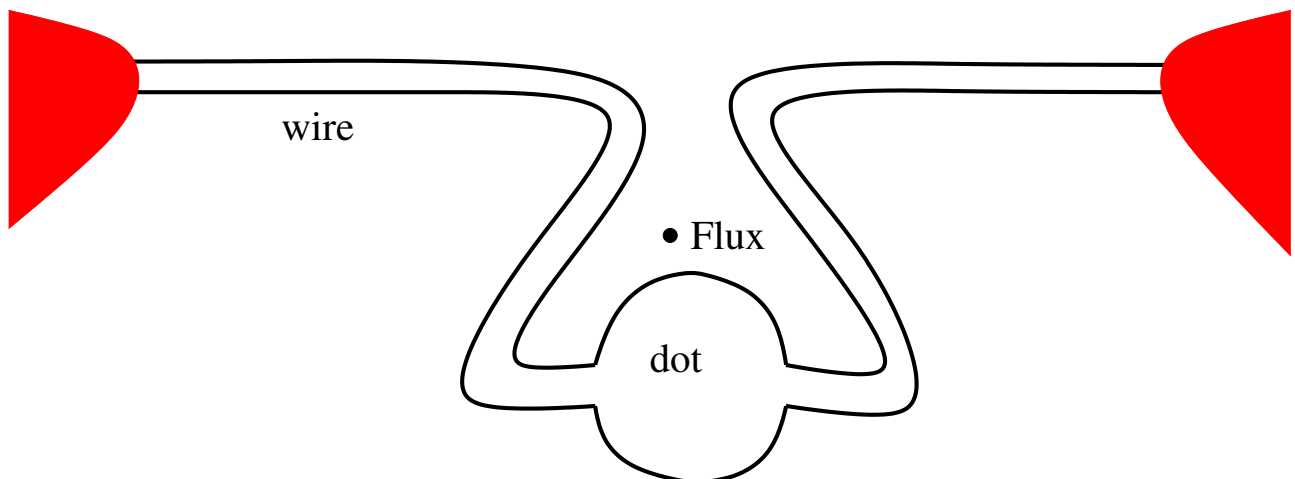
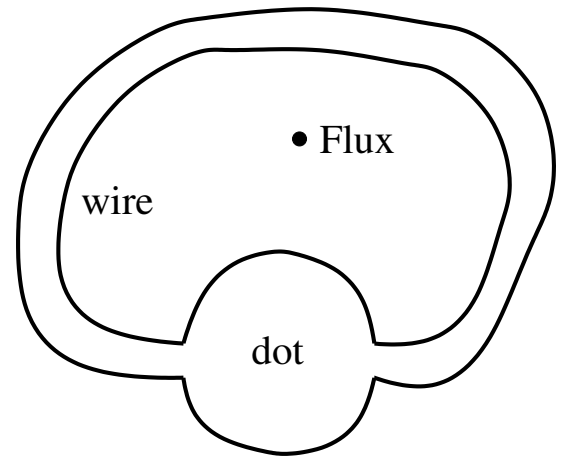
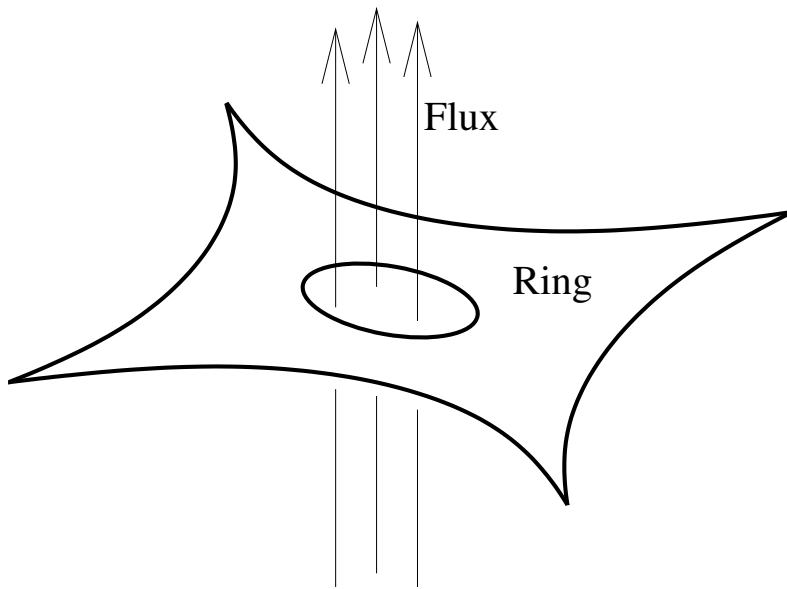
## Driven Systems

Non interacting “spinless” electrons.

Held by a potential (e.g. AB ring geometry).

$x_1, x_2 =$  shape parameters

$x_3 = \Phi = (\hbar/e)\phi =$  magnetic flux



## “Ohm law”

For one parameter driving by EMF

$$I = \mathbf{G}^{33} \times (-\dot{x}_3)$$
$$dQ = -\mathbf{G}^{33} dx_3$$

For driving by changing another parameter

$$I = -\mathbf{G}^{31} \dot{x}_1$$
$$dQ = -\mathbf{G}^{31} dx_1$$

For two parameter driving

$$I = -\mathbf{G}^{31} \dot{x}_1 - \mathbf{G}^{32} \dot{x}_2$$
$$dQ = -\mathbf{G}^{31} dx_1 - \mathbf{G}^{32} dx_2$$
$$Q = -\oint \mathbf{G} \cdot dx$$

and in general

$$\langle F^k \rangle = -\sum_j \mathbf{G}^{kj} \dot{x}_j$$

# Linear response theory

$$\mathcal{H} = \mathcal{H}(\mathbf{r}, \mathbf{p}; x_1(t), x_2(t), x_3(t))$$

$$F^k = -\frac{\partial \mathcal{H}}{\partial x_k}$$

$$\langle \mathbf{F} \rangle_t = \int \boldsymbol{\alpha}(t - t') \delta \mathbf{x}(t') dt'$$

$$\alpha^{kj}(t - t')$$



$$\chi^{kj}(\omega)$$

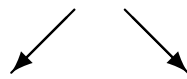


$$\text{Re}[\chi^{kj}(\omega)]$$

$$(1/\omega) \times \text{Im}[\chi^{kj}(\omega)]$$



$$\mathbf{G}^{kj}$$



$$\eta^{kj}$$

$$\mathbf{B}^{kj}$$

(dissipative)

(non-dissipative)

$$\langle F^k \rangle = -\sum_j \mathbf{G}^{kj} \dot{x}_j$$

## What is the problem?

From Kubo formula we get  
a formal expression for  $G^{kj}$ .

Can we trust this expression? Conditions?

Quantum chaos!

How to use this expression?

The bare Kubo formula gives no dissipation!

To define an energy scale  $\Gamma$

Beyond first order perturbation theory!

$\Gamma$  in case of isolated system is due to  
non-adiabaticity.

$\Gamma$  affects both the dissipative and the  
non-dissipative (geometric) part of the response.

# Some references

## Adiabatic transport

Thouless (PRL 1983) - Periodic arrays

Avron, Sadun, Raveh, Zur (1988) - Networks with fluxes

Berry, Robbins (JPA 1993) - Geometric magnetism

## Linear response theory and Mesoscopics

Imry, Shiren (PRB 1986) - Using Kubo for a closed ring

Wilkinson, Austin (JPA 1995) - Challenging the validity

DC (PRL 1999) - The “quantum chaos” identification of regimes

DC and Kottos (PRL 2000) - The  $(A, \Omega)$  regimes diagram

DC (PRB+Rapid 2003) - the Kubo approach to pumping

DC, Kottos, Schanz - pumping on networks (in preparation)

Sela, DC, Yakubo - pumping on a ring (in preparation)

## Open systems, $S$ matrix formalism

The Landauer / Landauer-Buttiker formula (1970,1986)

Fisher, Lee, Baranger, Stone (1981,1989)

The Buttiker Pretre Thomas [BPT] formula (1994)

Brouwer (1998)

Avron, Elgart, Graf, Sadun

Buttiker, Texier, Moskalets

Marcus - experiments

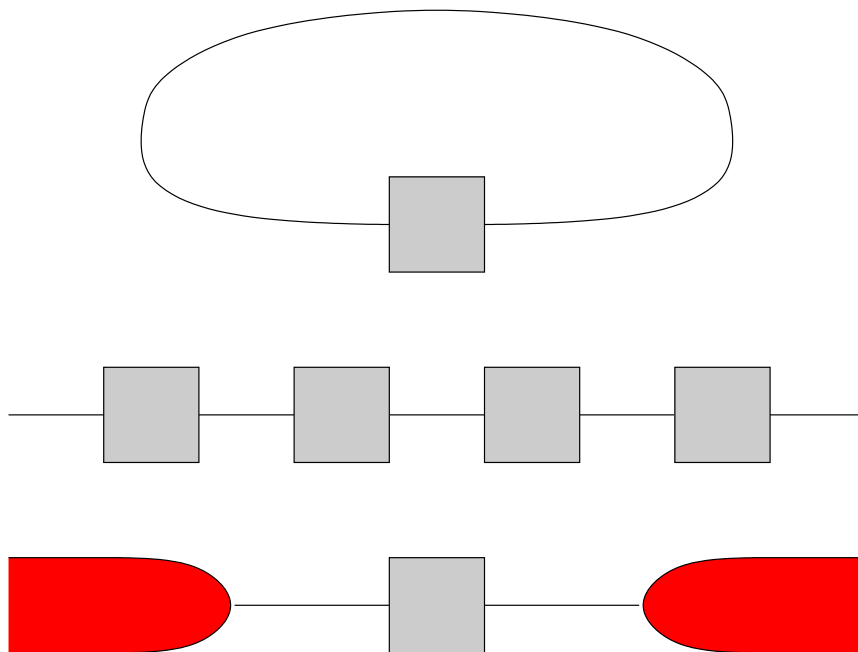
Shutenko, Aleiner, Altshuler (PRB 2000) - quantization?

Entin-Wohlman, Aharony, Levinson (2002) - two delta functions

## Driven Systems - classification

$$\mathcal{H} = \mathcal{H}(\mathbf{r}, \mathbf{p}; x_1(t), x_2(t), x_3(t))$$

- closed **isolated** systems
- periodic arrays
- open systems (**with reservoirs**)
- one of the above interacting **with a bath**

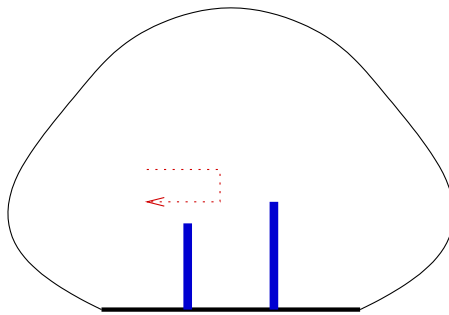
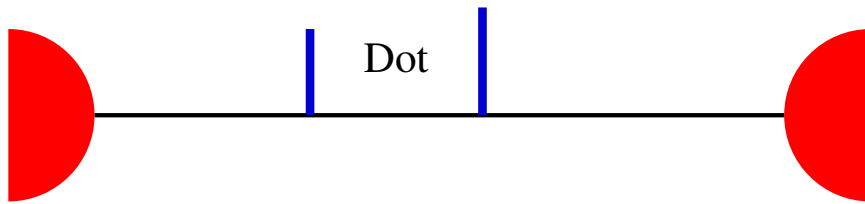


Questions: **Transport? Dissipation?**

## Simple model systems

How can we drive current?

- by changing the height of the potential
- by translating the potential

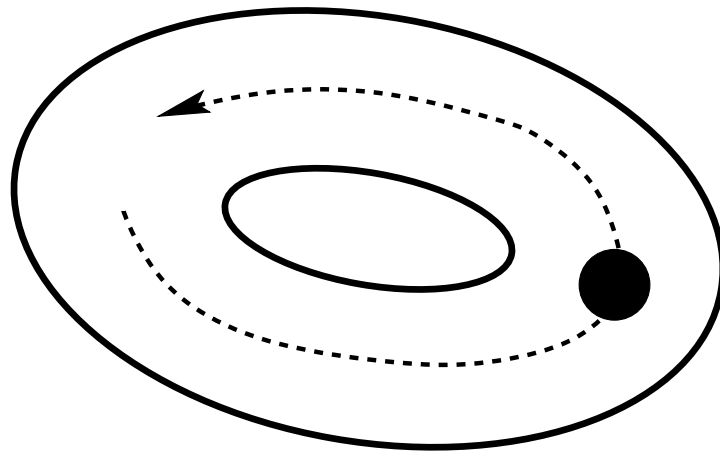


Specific question:

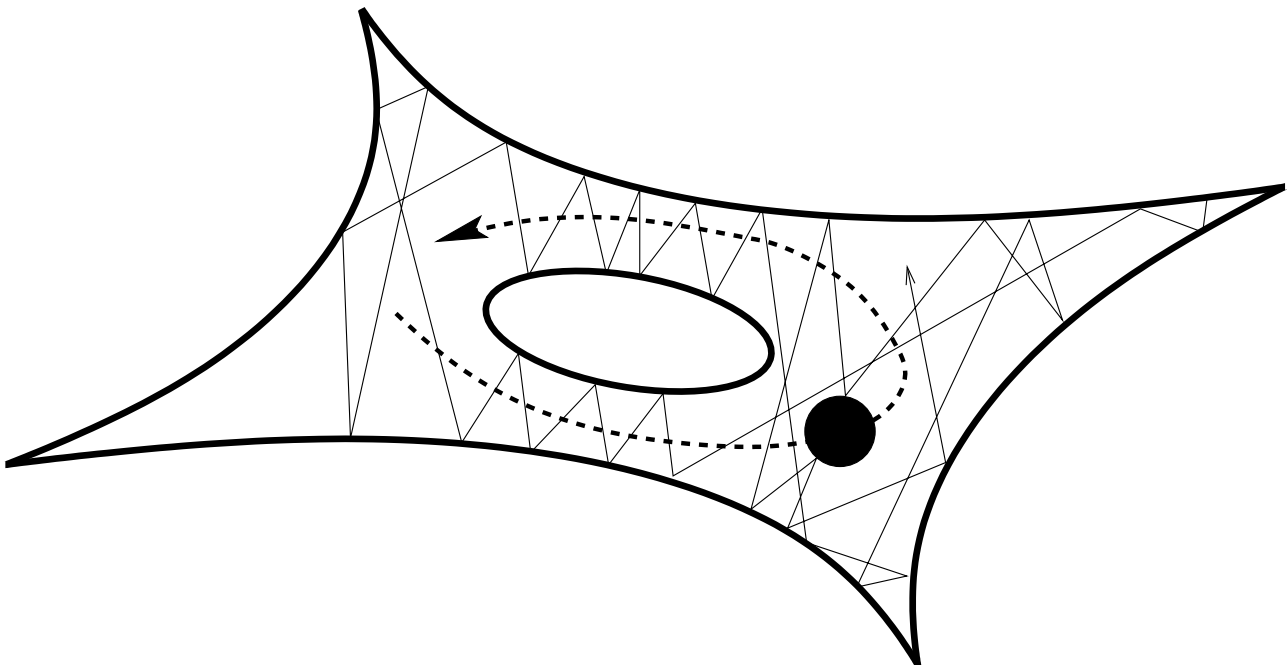
What is the current which is created by translating a scatterer?



## The moving scatterer model

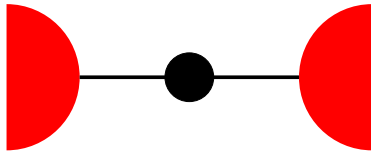


- There is a stationary solution.
- There is no dissipation.
- Pumping:  $dQ \propto 1 \times dX$

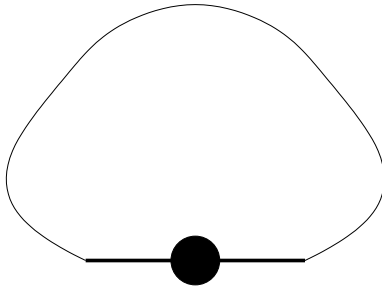


- There is no stationary solution.
- There is dissipation.
- Pumping:  $dQ \propto (1 - g) \times dX$

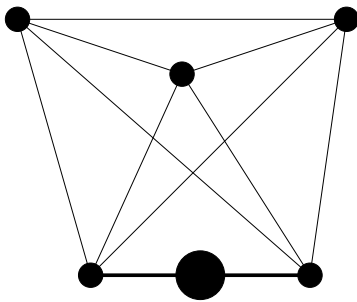
## Simple model systems - networks



$$dQ = (1 - g_0) \times \frac{e}{\pi} k_F \times dX$$



$$dQ = 1 \times \frac{e}{\pi} k_F \times dX$$



$$dQ = \left[ \frac{g_T}{1 - g_T} \right] \left[ \frac{1 - g_0}{g_0} \right] \times \frac{e}{\pi} k_F \times dX$$

Adiabatic versus non-adiabatic result

## The dot-wire ring system (I)

$$\mathcal{H} = \mathcal{H}(\mathbf{r}, \mathbf{p}; x_1, x_2, x_3)$$

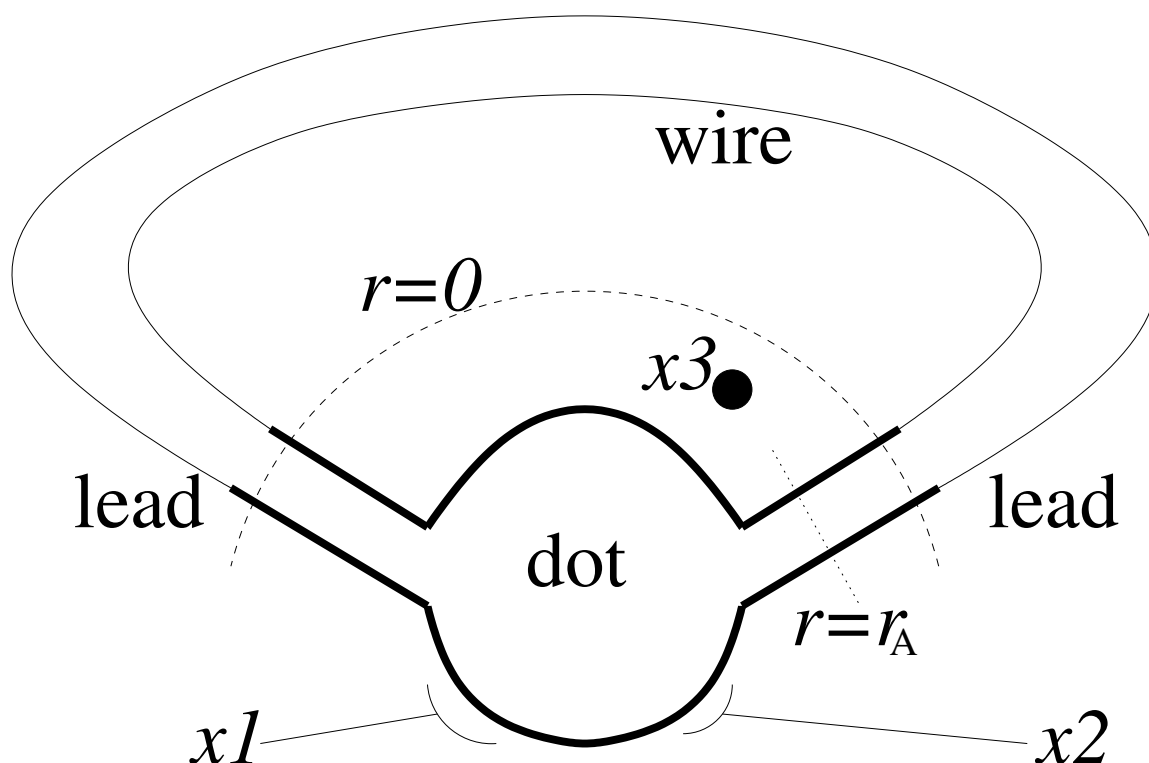
$$x_3 = \Phi = (\hbar/e)\phi = \text{magnetic flux}$$

$$-\dot{x}_3 = \text{electro motive force [Volt]}$$

$$\oint \vec{A} \cdot d\vec{r} = \Phi$$

There is more than one way to put  $\Phi$  into  $\mathcal{H}$ ...

Conjugate current operator? Continuity?



## The dot-wire ring system (II)

$$\mathcal{H} = \mathcal{H}(\mathbf{r}, \mathbf{p}; x_1, x_2, x_3)$$

$x_1, x_2 =$  shape parameters

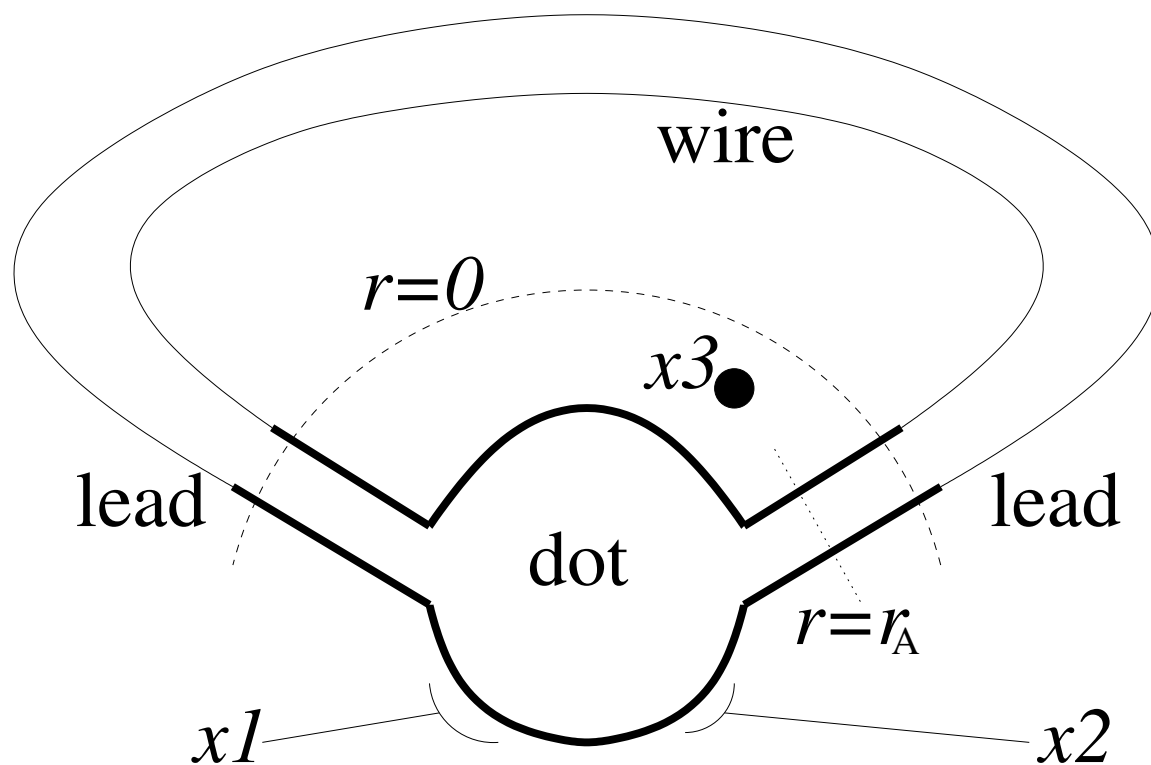
Possibilities:

$x =$  dot potential floor

$x =$  position of a wall element

$x =$  position of a scatterer inside the dot

$x =$  height of a barrier



# Generalized forces / currents (I)

$$\mathcal{H} = \mathcal{H}(\mathbf{r}, \mathbf{p}; x)$$

$$F = -\frac{\partial \mathcal{H}}{\partial x}$$

Example 1:

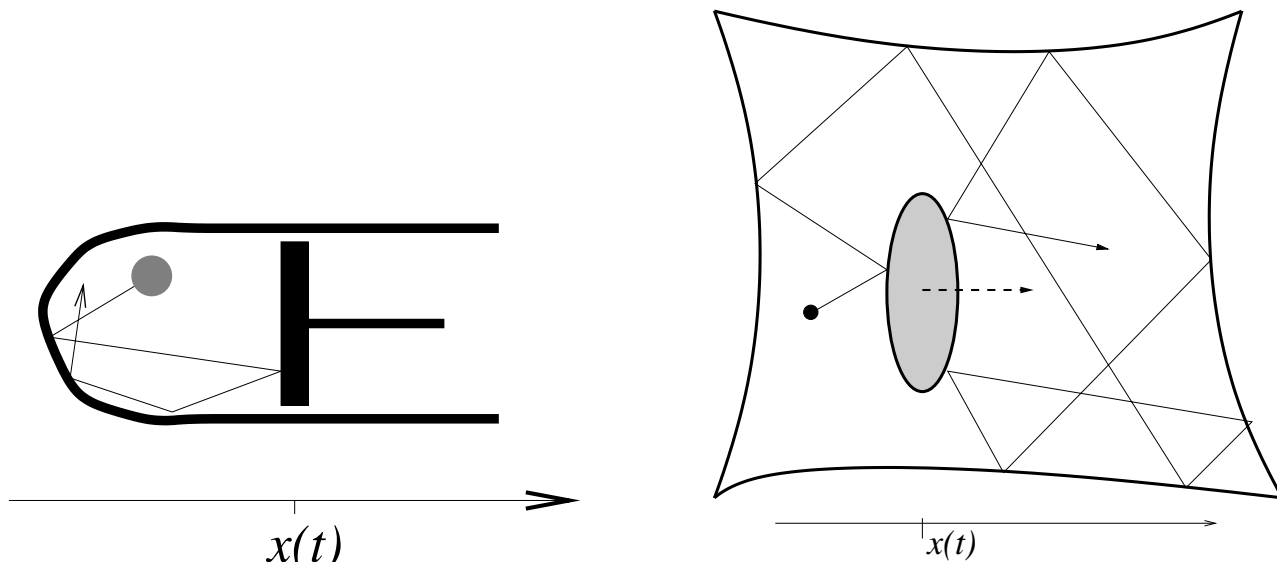
$x$  = position of a wall element (or scatterer)

$\dot{x}$  = wall (or scatterer) velocity

$F$  = Newtonian force

$$\langle F \rangle = -\eta \dot{x} \quad [\text{friction law}]$$

$$\dot{\mathcal{W}} = \eta \dot{x}^2 \quad [\text{rate of heating}]$$



## Generalized forces / currents (II)

$$\mathcal{H} = \mathcal{H}(\mathbf{r}, \mathbf{p}; x)$$

$$F = -\frac{\partial \mathcal{H}}{\partial x}$$

Example 2:

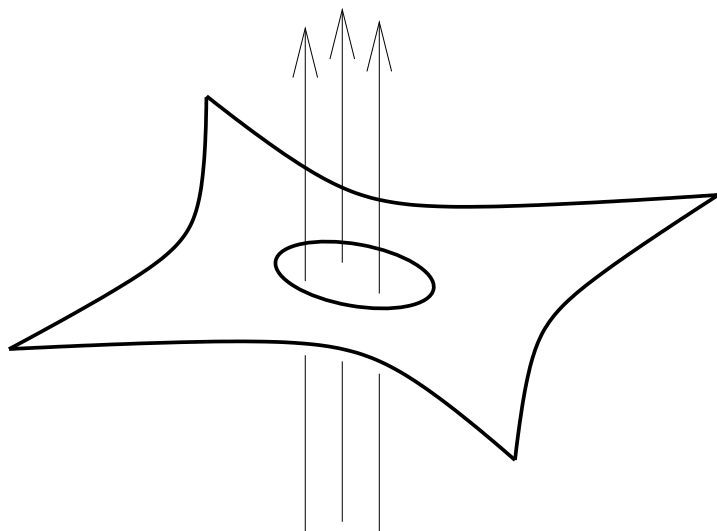
$x$  = magnetic flux through the ring

$$\dot{x} = -\text{EMF}$$

$F$  = electrical current

$$\langle F \rangle = -G\dot{x} \quad [\text{Ohm law}]$$

$$\dot{\mathcal{W}} = G\dot{x}^2 \quad [\text{Joule law}]$$



chaos!

# Linear response theory

$$\langle \mathbf{F} \rangle_t = \int \boldsymbol{\alpha}(t - t') \delta \mathbf{x}(t') dt'$$

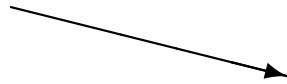
$$\alpha^{kj}(t - t')$$



$$\chi^{kj}(\omega)$$



$$\text{Re}[\chi^{kj}(\omega)]$$



$$(1/\omega) \times \text{Im}[\chi^{kj}(\omega)]$$



$$\mathbf{G}^{kj}$$



$$\boldsymbol{\eta}^{kj}$$

(dissipative)



$$\mathbf{B}^{kj}$$

(non-dissipative)

$$\langle F^k \rangle = - \sum_j \mathbf{G}^{kj} \dot{x}_j$$

$$\langle \mathbf{F} \rangle = -\mathbf{G} \cdot \dot{\mathbf{x}} = -\boldsymbol{\eta} \cdot \dot{\mathbf{x}} - \mathbf{B} \wedge \dot{\mathbf{x}}$$

$$\dot{\mathcal{W}} = -\langle \mathbf{F} \rangle \cdot \dot{\mathbf{x}} = \sum_{kj} \boldsymbol{\eta}^{kj} \dot{x}_k \dot{x}_j$$

## The Kubo Formula

$$\alpha^{kj}(\tau) = \Theta(\tau) \times \frac{i}{\hbar} \langle [F^k(\tau), F^j(0)] \rangle$$

$$\chi^{kj}(\omega) = \sum_{n,m} f(E_n) \left( \frac{-F_{nm}^k F_{mn}^j}{\hbar\omega - (E_m - E_n) + i0} + \frac{F_{nm}^j F_{mn}^k}{\hbar\omega + (E_m - E_n) + i0} \right)$$

$$\mathbf{G}^{kj} = \frac{1}{\omega} \times \text{Im}[\chi^{kj}(\omega)] \Big|_{\omega \sim 0}$$

$$\eta^{kj} = \pi\hbar \sum_{n,m} F_{nm}^k F_{mn}^j \delta(E_n - E_F) \overline{\delta(E_m - E_n)}$$

$$\mathbf{B}^{kj} = 2\hbar \sum_n f(E_n) \sum_{m(\neq n)} \frac{\text{Im} [F_{nm}^k F_{mn}^j]}{(E_m - E_n)^2 + (\Gamma/2)^2}$$



## The Kubo Formula and "quantum chaos"

$\tau_{\text{cl}}$  = classical correlation time

$\Delta \propto \hbar^d / L$  = mean level spacing

$\Delta_b \sim \hbar / \tau_{\text{cl}}$  = bandwidth

Effective width of the energy levels:

$$\Gamma = \left( \frac{\hbar \sigma}{\Delta^2} |\dot{x}| \right)^{2/3} \times \Delta \sim \left( L |\dot{x}| \right)^{2/3} \frac{1}{L}$$

$\Gamma \ll \Delta$       adiabatic regime

$\Delta < \Gamma < \Delta_b$       non-adiabatic regime

$\Delta_b < \Gamma$       non-perturbative regime

$L \rightarrow \infty$  is not the semiclassical limit!

## The generalized FD relation

$$K^{kj}(\tau) = (i/\hbar) \langle [F^k(\tau), F^j(0)] \rangle$$

$$C^{kj}(\tau) = \frac{1}{2} (\langle F^k(\tau) F^j(0) \rangle + \text{cc})$$

$$\alpha^{kj}(\tau) = \Theta(\tau) K^{kj}(\tau) \quad [\text{“Kubo formula”}]$$

$$\mathbf{G}^{kj} = \lim_{\omega \rightarrow 0} \frac{\text{Im}[\chi^{kj}(\omega)]}{\omega} = \int_0^{\infty} K^{kj}(\tau) \tau d\tau$$

---

$$\mathbf{G}^{kj} = \frac{1}{\Delta} \int_0^{\infty} C^{kj}(\tau) d\tau \quad [\text{“FD relation”}]$$

$$\mathbf{B}^{kj} = \frac{-i}{\Delta} \int_{-\infty}^{\infty} \left[ \frac{\tilde{C}^{kj}(\omega)}{\omega} \right] \frac{d\omega}{2\pi}$$

$$\eta^{kj} = \frac{1}{2\Delta} \tilde{C}^{kj}(\omega \sim 0)$$

## Kubo formula - Green functions - BPT formula

$$\begin{aligned}\eta^{3j} &= \frac{\hbar}{\pi} \text{trace} \left[ F^3 \text{Im}[\mathbf{G}^+] F^j \text{Im}[\mathbf{G}^+] \right] \\ &= \frac{\hbar}{4\pi} \text{trace} \left[ \frac{\partial S^\dagger}{\partial x_3} \frac{\partial S}{\partial x_j} \right]\end{aligned}$$

$$\begin{aligned}\mathbf{B}^{3j} &= \frac{\hbar}{4\pi} \text{trace} \left[ \mathcal{F}^3 \mathbf{G}^+ \mathcal{F}^j \mathbf{G}^- - \mathcal{F}^3 \mathbf{G}^- \mathcal{F}^j \mathbf{G}^+ \right] \\ &= \frac{e}{4\pi i} \text{trace} \left[ P_A \left( \frac{\partial S}{\partial x_j} S^\dagger - \frac{\partial S^\dagger}{\partial x_j} S \right) \right] + \text{intrf}\end{aligned}$$

$$\mathbf{G}^{3j} = \frac{e}{2\pi i} \text{trace} \left( P_A \frac{\partial S}{\partial x_j} S^\dagger \right) \quad \text{[BPT]}$$

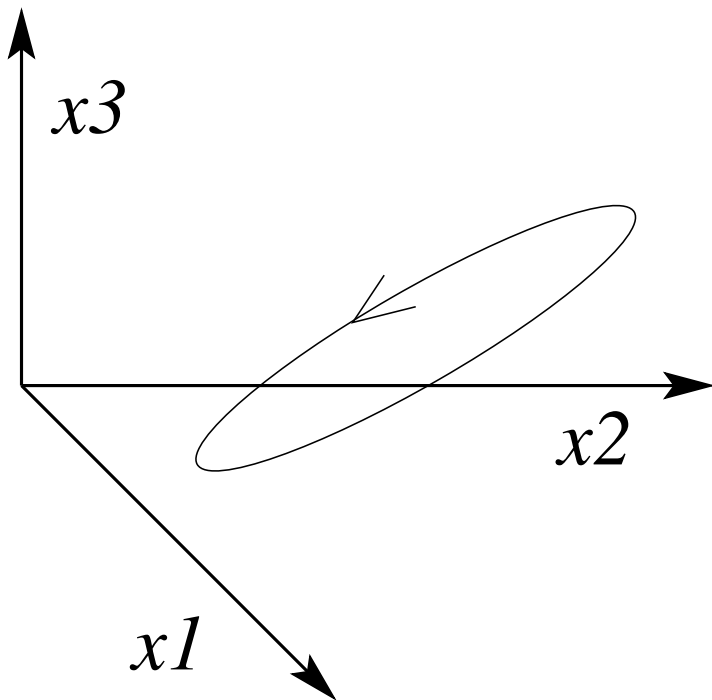
## Driven Systems - pumping

Assume periodic (“AC”) driving.

Does the current have a “DC” component?

Define charge transported per cycle:

$$Q = \oint I dt = ???$$



Linear response assumption  $\implies$   
for one parameter driving  $Q = 0$ .

*Ratchets* are non-linear devices that use mixed or damped dynamics in order to pump with only one parameter.

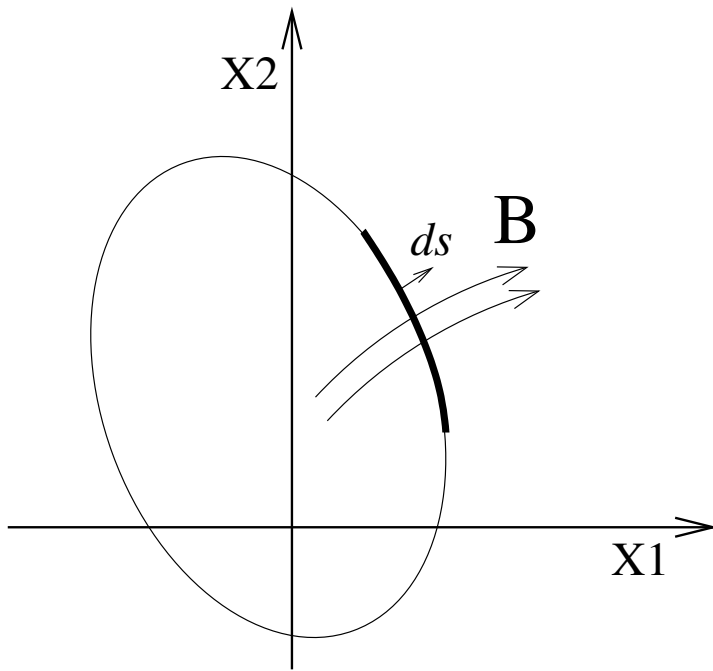
## Pumping within the Kubo formulation

$$Q = \oint \langle F^3 \rangle dt$$

$$\langle F \rangle = -\boldsymbol{\eta} \cdot \dot{\mathbf{x}} - \mathbf{B} \wedge \dot{\mathbf{x}}$$

$$Q = \left[ -\oint \boldsymbol{\eta} \cdot d\mathbf{x} \quad -\oint \mathbf{B} \wedge d\mathbf{x} \right]_{k=3}$$

Consider a planar  $(x_1, x_2)$  pumping cycle.



$$Q = -\oint \mathbf{B} \cdot d\mathbf{s}$$

No magnetic field. Onsager  $\implies$

$$\eta^{31} = \eta^{32} = 0 \quad (\text{no dissipative contribution})$$

$$B^{12} = 0 \quad (\text{no vertical component})$$

## The $B$ field

$$Q = \left[ - \oint \mathbf{B} \wedge dx \right]_{k=3}$$

$$\mathbf{B}^{ij} = \sum_n f(E_n) \mathbf{B}_n^{ij} \quad [\text{geometric magnetism}]$$

$$\mathbf{B}_n^{kj} = 2\hbar \sum_{m(\neq n)} \frac{\text{Im} \left[ F_{nm}^k F_{mn}^j \right]}{(E_m - E_n)^2 + (\Gamma/2)^2}$$

This field is divergenceless (for  $\Gamma = 0$ )

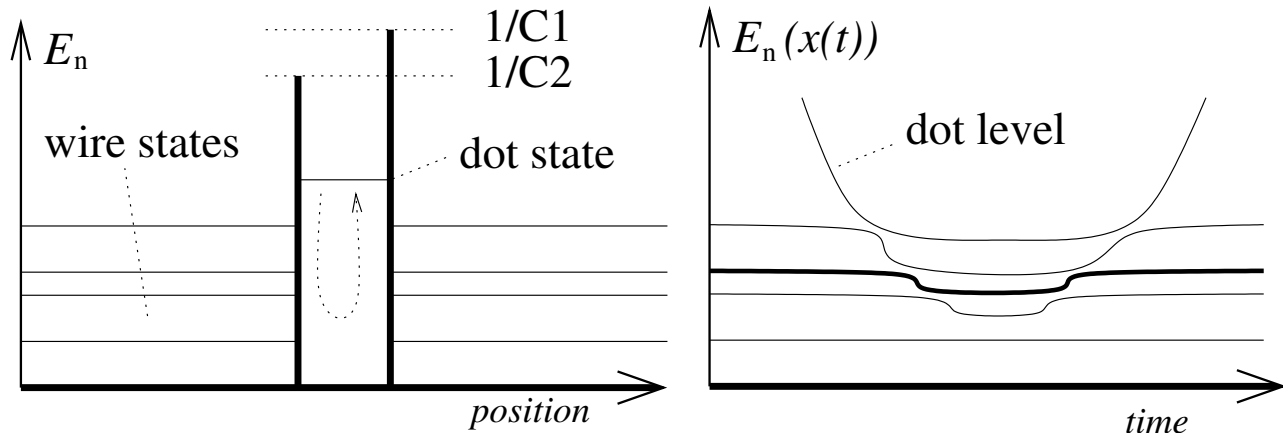
A chain of degeneracies:

$$\left( x_1^{(0)}, x_2^{(0)}, \Phi^{(0)} + 2\pi \frac{e}{\hbar} \times \text{integer} \right)$$

The degeneracies are like Dirac monopoles

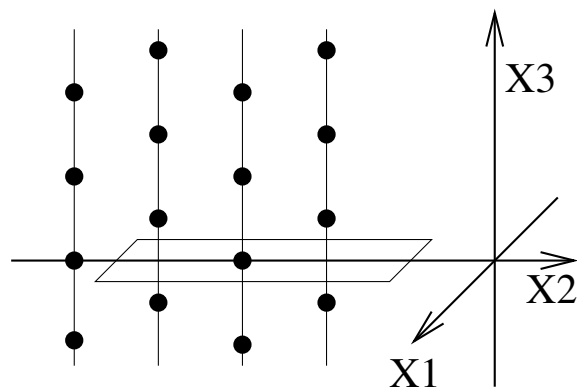
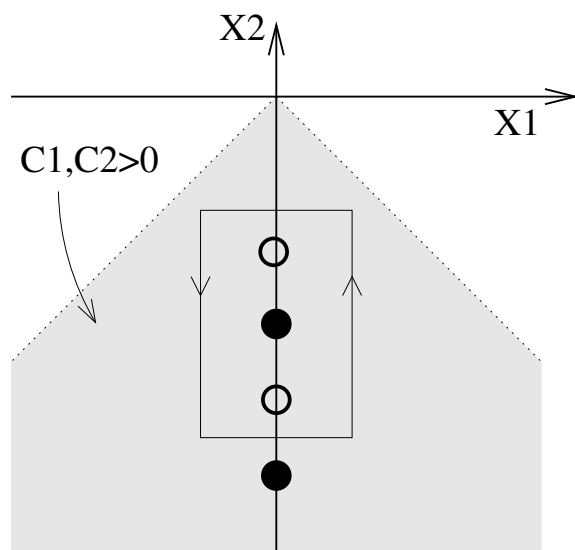
- The issue of bandwidth
- The effect of screening

## The two barrier model

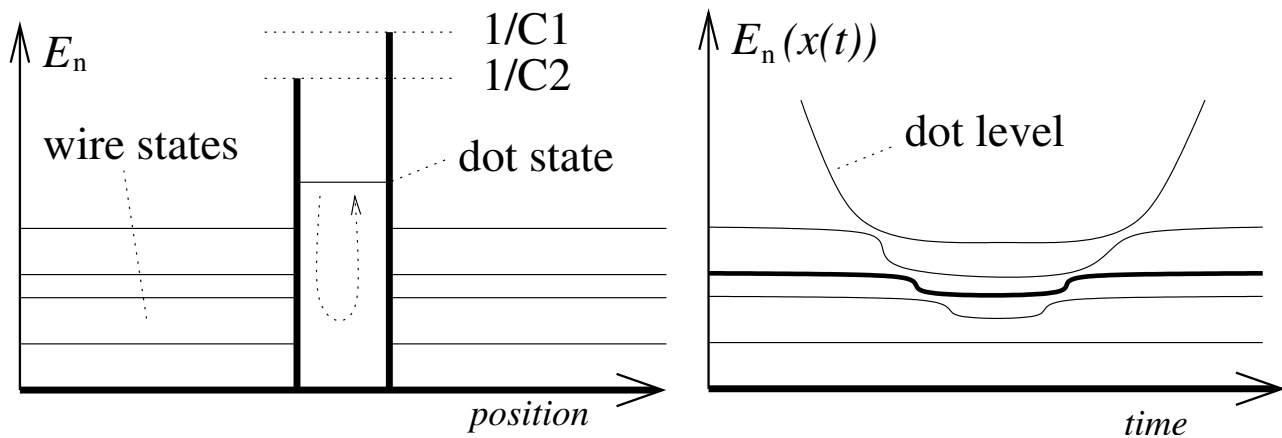


$$X_1 = \frac{1}{2}(C_1 - C_2) = \text{left-right bias}$$

$$X_2 = -\frac{1}{2}(C_1 + C_2) = \text{dot potential floor}$$



# Speculations...



For the open system, using BPT:

$$Q \approx 1 - g$$

- Is it due to non-adiabaticity?
- Is it a dissipative contribution?

What about strict adiabatic cycle in a closed system?

Shutenko, Aleiner, Altshuler (2000):

“If the system were closed [and strictly adiabatic], the charge distribution after each period of the perturbation would return to the original distribution, and therefore, the pumped charge would be *exactly quantized*.”

**Not correct!**



## Questions

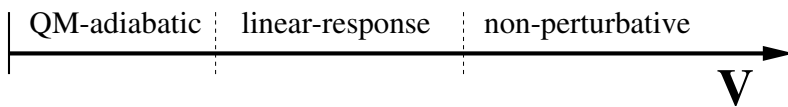
- Take the “two barrier model” as an example.
- Assume Fermi occupation.
- Adiabatic limit: Find the current of each level.
- Is there one level that carries most of the current?
- What is the effect of non-adiabaticity?
- What is the role of dissipation?
- Can we get in a closed system  $Q > 1$  or even  $Q \gg 1$
- Why in an open system always  $Q = 1 - g$

## Formalism:

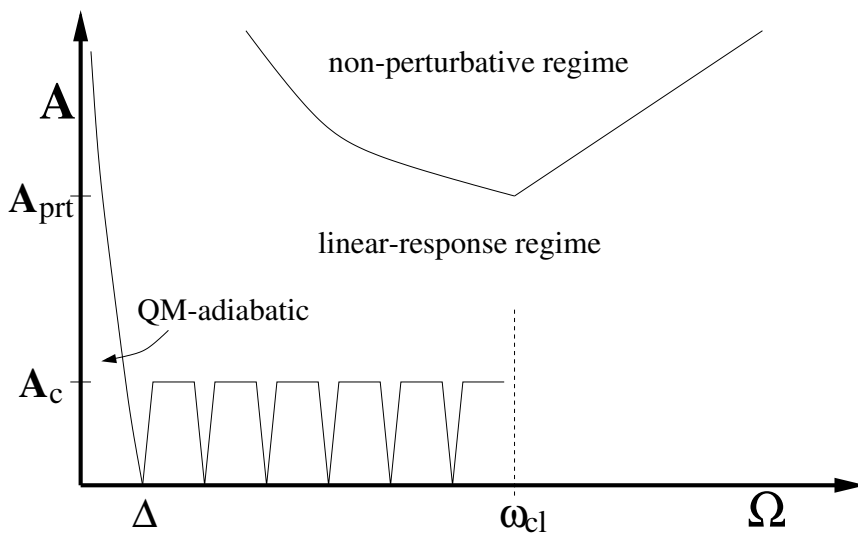
- Start with Kubo formula.
- Derive from it the adiabatic limit.
- Explain the implications of non-adiabaticity.
- Explain the emergence/role of dissipation.
- Take the limit of large  $L$ .
- Express the results using the  $S$  matrix.
- Does the result coincides with BPT?

# Summary

- LRT gives a unified framework for the theory of pumping.
- Derivation of *S matrix* expressions for  $\eta$  and  $B$ .
- Distinction between adiabatic, non-adiabatic and non-prt regimes.
- “Quantum chaos” considerations are essential ( $\Gamma$ ).
- The emergence / relevance of *dissipation*.
- The  $L \rightarrow \infty$  limit versus the  $\hbar \rightarrow 0$  limit.
- Near-field versus far field pumping cycles around “Dirac chains”.
- The analysis of deviations from “quantized” pumping.

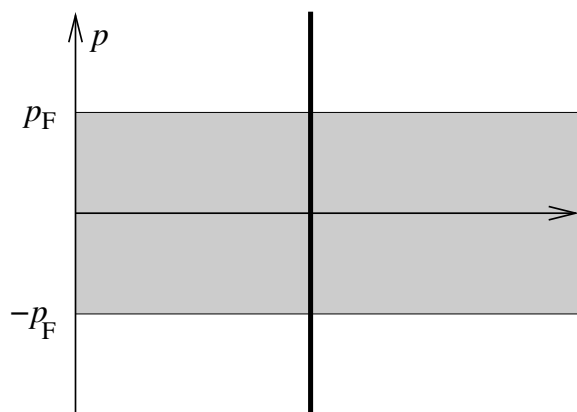


$$x(t) = Vt$$



$$x(t) = A \sin(\Omega t)$$

## Digression - The 1D moving wall model

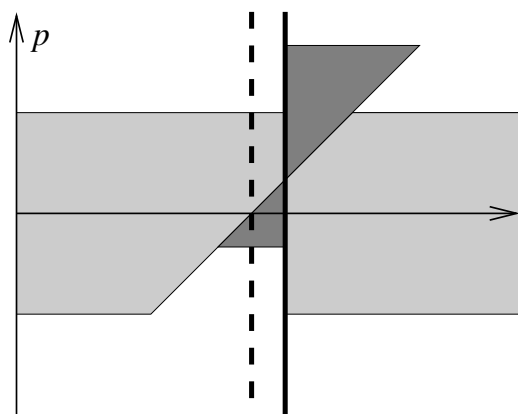


Strictly adiabatic:

$$dQ_n = \frac{1}{L} dX$$

$$dQ = \frac{p_F dX}{\pi \hbar}$$

$$N = \frac{2p_F L}{2\pi \hbar}$$



Non adiabatic:

$$dQ = (1 - g) \times \frac{p_F dX}{\pi \hbar}$$

