

# Quantum response of weakly chaotic systems

A. STOTLAND<sup>1</sup>, L. M. PECORA<sup>2</sup> and D. COHEN<sup>1(a)</sup>

<sup>1</sup> *Department of Physics, Ben-Gurion University - Beer-Sheva 84105, Israel*

<sup>2</sup> *Code 6362, Naval Research Lab - Washington, DC 20375, USA*

received 19 June 2010; accepted in final form 12 October 2010  
published online 16 November 2010

PACS 03.65.-w – Quantum mechanics

PACS 05.45.Mt – Quantum chaos; semiclassical methods

**Abstract** – Chaotic systems, that have a small Lyapunov exponent, do not obey the common random matrix theory predictions within a wide “weak quantum chaos” regime. This leads to a novel prediction for the rate of heating for cold atoms in optical billiards with vibrating walls. The Hamiltonian matrix of the driven system does not look like one from a Gaussian ensemble, but rather it is very sparse. This sparsity can be characterized by parameters  $s$  and  $g_s$  that reflect the percentage of large elements, and their connectivity, respectively. For  $g_s$  we use a resistor network calculation that has direct relation to the semilinear response characteristics of the system.

Copyright © EPLA, 2010

The heating of particles in a box with vibrating walls is a prototype problem for exploring the limitations of linear response theory (LRT) and the quantum-to-classical correspondence (QCC) principle. In the experimental arena this topic arises in the theory of *nuclear friction* [1], and more recently in the studies of cold atoms that are trapped in *optical billiards* [2]. It is also related to the analysis of mesoscopic conductance of ballistic rings [3]. Formally the dynamics is generated by a time-dependent Hamiltonian  $\mathcal{H}[f(t)]$ , where  $f(t)$  parametrizes the displacement of boundary, analogous to the time-dependent electric field of the conductance problem. In typical circumstances the classical analysis predicts an *absorption coefficient*  $G$  that is determined by the Kubo formula [4–8], leading to the “Wall formula” in the nuclear context, or to the analogous “Drude formula” in the mesoscopic context.

If upon quantization we get for the absorption coefficient an  $\hbar$ -dependent result, that does not correspond to the classical result, we call it an *anomaly*. The question arises what are the circumstances in which anomalies show up [6–12]. There are “*microscopic circumstances*” in which an anomaly is not a big surprise: 1) If  $f(t)$  is slowly varying, so-called quantum adiabatic parametric driving, then Landau-Zener transitions between neighboring levels might be the dominant mechanism for heating [6], and hence QCC is not expected. 2) If  $f(t)$  is low-frequency noisy driving, that induces Fermi Golden Rule (FGR) transitions between neighboring levels only, the result

would be determined by the level spacing statistics, and hence QCC is not expected [11].

In this letter we identify a “weak quantum chaos regime” where a quantum anomaly shows up in quite typical “*mesoscopic circumstances*”, where QCC would be expected by common wisdom.

**Modeling.** – We consider a weakly chaotic billiard that has linear size  $L$  and a convex wall of radius  $R$ . The Hamiltonian can be written schematically as

$$\mathcal{H}[f(t)] = \mathcal{H} - f(t)F = \mathcal{H}_0 + U - f(t)F. \quad (1)$$

Specifically with regard to the numerical example of fig. 1,  $\mathcal{H}_0$  describes a non-deformed rectangular box of length  $L_x = L = 1.5$  (upper edge), and width  $L_y = 1.0$ . The term  $U$  describes the deformation of the fixed (left) wall: it is an arc of radius  $R = 8$  whose center of curvature is shifted upwards a vertical distance  $\Delta y = 0.1$  to break the reflection symmetry. The term  $F$  is the perturbation due to the displacement  $f(t)$  of the moving (right) wall which can be regarded as a *piston*. Later we characterize the time dependence of  $f(t)$ .

Our interest is focused in circumstances in which the Lyapunov (correlation) time  $t_R = R/v_E$  is much longer than the ballistic time  $t_L = L/v_E$ , where  $v_E = (2E/m)^{1/2}$  is the velocity of the particle. Turning to the quantum analysis we realize that the minimal model for  $\mathcal{H}$  depends on *two* dimensionless parameters:

$$u = L/R \quad (\text{dimensionless deformation}), \quad (2)$$

$$\hbar = \lambda_E/L \quad (\text{dimensionless Planck constant}). \quad (3)$$

<sup>(a)</sup>E-mail: dcohen@bgu.ac.il

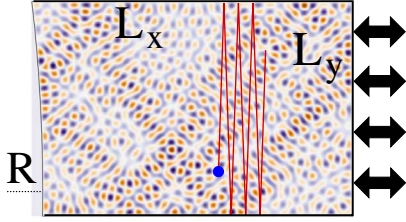


Fig. 1: (Colour on-line) Sketch of the billiard system of eq. (1). The unperturbed billiard is a rectangle of size  $L_x = 1.5$  and  $L_y = 1.0$ . The deformation  $U$ , due to the curvature of the left wall (radius  $R=8$ ), is characterized by the parameter  $u = L_y/R$ . In order to break the mirror symmetry the center of the curved wall is shifted upwards a vertical distance  $\Delta y = 0.1$ . The time-dependent perturbation is due to the displacement  $f(t)$  of the right wall. In the numerics the units are chosen such that  $\hbar_{\text{Planck}} = 1$  and the mass is  $m = 1/2$ . The image in the background represents the eigenstate  $E_n \simeq 13618$ .




Fig. 2: Image of the perturbation matrix  $\mathbf{X} = \{|F_{nm}|^2\}$  for the billiard of fig. 1 within the energy window  $3500 < E_n < 4000$ . This matrix is *sparse*. More generally it might have some *texture*. The latter term applies if the arrangement of the large elements is characterized by some pattern.

Here  $\lambda_E = 2\pi\hbar_{\text{Planck}}/(mv_E)$  is the de Broglie wavelength. For a given deformation ( $R$  determines  $u$ ) and energy window ( $E$  determines  $\hbar$ ) we calculate the eigenvalues and eigenfunctions of  $\mathcal{H}$  using the boundary element method [13], find the ordered eigenenergies  $E_n$ , and calculate the matrix elements  $F_{nm}$  using the formula

$$F_{nm} = -\frac{1}{2m} \int \varphi^{(n)}(y) \varphi^{(m)}(y) dy, \quad (4)$$

where  $\varphi^{(n)}(y)$  is the normal derivative of the  $n$ -th eigenfunction along the piston boundary. An image of a representative matrix is displayed in fig. 2, and its bandprofile is presented in fig. 3.

**The absorption coefficient.** – Having in mind cold atoms in an optical trap, we regard the wall vibrations, say of the “piston”, as low-frequency noisy driving. The power spectrum of  $\dot{f}(t)$  is described by a spectral function

$$\tilde{S}(\omega) = \varepsilon^2 \frac{1}{2\omega_c} \exp\left(-\frac{|\omega|}{\omega_c}\right). \quad (5)$$

As is common in the mesoscopic context we assume its spectral support to be  $\omega_c \lesssim 1/t_R$ , but larger compared with the mean level spacing. Accordingly, in the numerics it is natural to take  $\omega_c$  as matching the first minimum in the bandprofile of fig. 3.

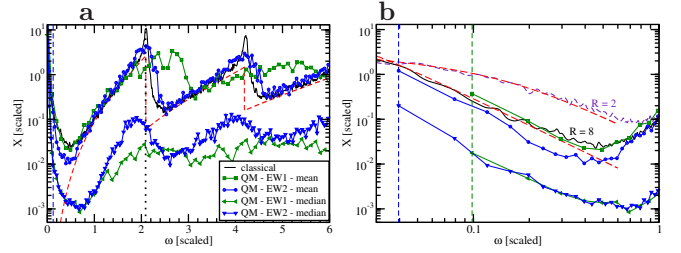


Fig. 3: (Colour on-line) The bandprofile of the matrix. (a) The algebraic average and median along the diagonals of the  $X_{nm}$  matrix *vs.*  $\omega \equiv (E_n - E_m)$ . The vertical axis is normalized with respect to  $C_\infty$ , while the horizontal axis is  $\omega/v_E$ . The classical power spectrum is presented to demonstrate the applicability of the semiclassical relation eq. (9). The red line is the analytical expression that applies to zero deformation. The quantum analysis is for  $R=8$  with  $100 < E < 4000$  (EW1), and with  $10000 < E < 14000$  (EW2). The dotted vertical line is the frequency  $1/t_L$  and the dashed one is  $1/t_R$ . (b) Zoom of the  $\omega \ll 1/t_L$  region. For sake of comparison we display results also for  $R=2$ . The vertical lines indicate the mean level spacing. The dashed red curves are a refined version of eq. (12).

Following [12] we assume that there are FGR transitions between levels, whose rate is proportional to  $|F_{nm}|^2 \tilde{S}(E_n - E_m)$ . As a result the system absorbs energy in rate  $G\varepsilon^2$  analogous to Joule heating. We define

$$G_0 = \frac{1}{2T} C_\infty \equiv \frac{1}{2T} \left[ \frac{8}{3\pi} \frac{m^2 v_E^3}{L_x} \right]. \quad (6)$$

This is the classical hard chaos result for the absorption coefficient, which is obtained, *e.g.* using a kinetic picture, if one neglects correlations between successive collisions. This is a straightforward adaptation of the well-known “Wall formula” of nuclear physics, which is analogous to the “Drude formula” in condensed-matter physics.

**Objective.** – Our objective is to calculate the actual absorption coefficient  $G$ , *i.e.* to go beyond the “Wall formula” prediction, taking into account the implications of having  $t_R \gg t_L$ , which is the case for small deformation ( $u \ll 1$ ). The calculation of the actual absorption coefficient  $G$  will be done below either within the framework of LRT using the Kubo formula (getting  $G_{\text{LRT}}$ ), or within the framework of the semilinear response theory (SLRT) [10–12] using a resistor network calculation (getting  $G_{\text{SLRT}}$ ). The correlations between collisions lead to an LRT result that we would like to write as  $G_{\text{LRT}} = g_c G_0$ . Similarly it is convenient to write the outcome of the SLRT analysis as

$$G_{\text{SLRT}} = g_s G_{\text{LRT}} = g_s g_c G_0 = g G_0. \quad (7)$$

If QCC considerations apply, then  $g_s \sim 1$  with small  $\hbar$ -dependent corrections. The LRT and SLRT numerical results for  $g$  are displayed in fig. 4, and the details are presented in what follows.

**Conflicting expectations.** – Both in LRT and in SLRT the result for  $G$  depends on the “average” over

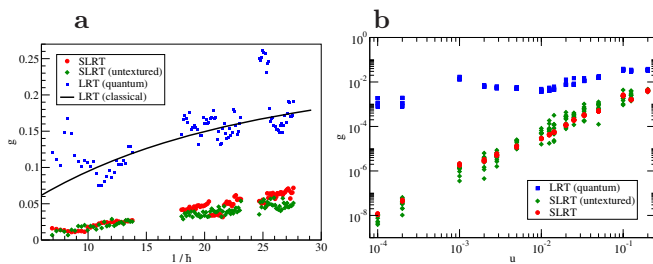


Fig. 4: (Colour on-line) SLRT vs. LRT. The scaled absorption coefficient  $g_c$  (LRT) and  $g = g_s g_c$  (SLRT) (a) vs. the dimensionless  $1/\hbar$ , and (b) vs. the dimensionless deformation parameter  $u = L/R$ . Note that  $g = 1$  is the prediction of the “Wall formula”, while the line is based on the *classical* analysis. In the upper panel the analysis has been done for the billiard of fig. 1. The calculation of each point has been carried out on a  $100 \times 100$  sub-matrix of  $\mathbf{X}$  centered around the  $\hbar$  implied energy  $E$ . The “untextured” data points are calculated for an artificial random matrices with the same bandprofile and sparsity (but no texture). The complementary lower panel is oriented to show the small  $u$ -dependence. The analysis is based on a truncated matrix representation of  $\mathcal{H}_0 + U$ , within an energy window that corresponds to  $1/\hbar \sim 9$ . Due to the truncation there is some quantitative inaccuracy with regard to the larger  $g$  values.

the near diagonal elements of  $|F_{nm}|^2$ , *i.e.* those that are in the strip  $|E_n - E_m| \lesssim \omega_c$ . The difference between LRT and SLRT is how this “average” is defined: as a simple algebraic average, or via a resistor network calculation. For a small deformation, first order perturbation theory (FOPT) implies that these couplings are  $\propto u^2$ . But as  $u$  becomes larger the common expectation, based on Wigner theory, is to have Lorentzian mixing of levels, leading to  $\propto 1/u^2$  smearing. In the formally equivalent problem of a conductance calculation this implies  $G \propto 1/u^2$ , where  $u$  represents the strength of the disordered potential (instead of using the FGR or Wigner picture one can use the equivalent Drude picture where the Born mean free path is  $\propto 1/u^2$ ). On the other hand, the semiclassical expectation, based on kinetic considerations, is to have, because of the bouncing, enhanced energy absorption  $\propto 1/u$ . Loosely speaking the latter expectation follows from the observation that a sequence of  $1/u$  correlated collisions with the piston is like a single big collision. The purpose of the following paragraphs is to resolve this confusion by adopting a generalized random matrix theory (RMT) perspective.

**RMT modeling.** – So-called “quantum chaos” is the study of quantized chaotic systems. Assuming that the classical dynamics is fully chaotic, as in the case of a billiard with convex walls (fig. 1), one expects the Hamiltonian to be like a random matrix with elements that have a Gaussian distribution. This is of course a sloppy statement, since any Hamiltonian is diagonal in some basis. The more precise statement is following [14]: assume that  $\mathcal{H}$  generates chaotic dynamics, and consider an observable

$F$  that has some classical correlation function  $C(t)$ , with some correlation time  $t_R$ . Then the matrix representation  $F_{nm}$  in the basis of  $\mathcal{H}$  looks like a random banded matrix. The bandwidth is  $\hbar/t_R$ . If  $t_R$  is small, such that the bandwidth is large compared with the energy window of interest, then the matrix looks like it is taken from a Gaussian ensemble.

What we observe, we would like to call “weak quantum chaos” (WQC) circumstances, for which the traditional RMT modeling does not apply. Namely, in such circumstances it is not enough to characterize  $F_{nm}$  by its semiclassically determined *bandprofile*. Rather one should further characterize  $F_{nm}$  by its quantum-mechanically-determined *sparsity* [15] and by its *texture*.

**Bandprofile.** – Define a matrix  $\mathbf{X}$  whose elements are  $X_{nm} = |F_{nm}|^2$ . The bandprofile  $\tilde{C}_a(r)$  is obtained by averaging the elements  $X_{nm}$  along the diagonals  $n - m = r$ , within the energy window of interest. In the same way we also define a *median* based bandprofile  $\tilde{C}_s(r)$ . See fig. 3 for numerical results. The mean level spacing is

$$\Delta_0 = 2\pi / (\mathbf{m} L_x L_y). \quad (8)$$

Given that  $\Delta_0$  is small compared with the energy range of interest, it is well known [14] that

$$\tilde{C}_a(n - m) = \left( \frac{2\pi}{\Delta_0} \right)^{-1} \tilde{C}(E_n - E_m), \quad (9)$$

where  $\tilde{C}(\omega)$  is the classical power spectrum, that can be obtained via the Fourier transform (FT) of the classical auto-correlation function  $\langle F(0)F(t) \rangle$ . In the numerical analysis  $F(t)$  corresponds to a very long ergodic trajectory. It consists of impulses, namely

$$F(t) = \sum_j 2m v_E \cos(\theta_j) \delta(t - t_j), \quad (10)$$

where  $\theta_j$  is the collision angle with the piston at time  $t_j$ . By the Wiener-Khinchin theorem  $\tilde{C}(\omega) \propto |F_\omega|^2$ , where  $F_\omega = FT[F(t)]$ . For technical details see [16]. The result of the calculation is displayed in fig. 3 (black continuous line). Comparing with the quantum result one observes that the applicability of eq. (9) to the analysis of our billiard system is confirmed down to very small frequencies.

Analytical results for  $\tilde{C}(\omega)$  can be obtained. For large frequencies the power spectrum becomes flat and reaches the constant value [12]

$$C(\omega \gg 1/t_L) = \frac{8}{3\pi} \frac{m^2 v_E^3}{L_x} \equiv C_\infty. \quad (11)$$

For intermediate frequencies the effect of the deformation is mainly to ergodize the collision angle and one can obtain analytical expression (represented in fig. 3 by the dashed red line). For small frequencies the effect of the deformation is less trivial and we find that the power spectrum is logarithmically divergent:

$$\tilde{C}(\omega \ll 1/t_L) \approx m^2 v_E^3 \frac{R}{2L_x^2} \ln \frac{2}{\omega t_R}. \quad (12)$$

The divergence comes because there are vertically bouncing trajectories with very long horizontal bouncing period, as in the related analysis of [17]. Disregarding the logarithmic term one observe that compared with  $C_\infty$  the bouncing leads to enhancement by factor  $1/u$ , which is the ratio  $t_R/t_L$ .

**Sparsity and texture.** – For strongly chaotic systems the elements within the band have approximately a Gaussian distribution. But in the WQC regime the matrix becomes *sparse* and *textured* as demonstrated in fig. 2. Loosely speaking, sparsity means that only a small fraction ( $s \ll 1$ ) of elements are large<sup>1</sup>, while the texture refers to their non-random arrangement. In the WQC regime the size distribution of the in-band elements becomes log-wide (approximately log-normal). This is reflected by having

$$\bar{C}_s(r) \ll \bar{C}_a(r) \quad (13)$$

as seen in fig. 3. The sparsity and the texture of  $\mathbf{X}$  are important for the analysis of the energy absorption rate [12] as implied by SLRT [10,11]. Accordingly, we suggest to characterize the sparsity by a resistor network measure

$$g_s = g_s[\mathbf{X}] \equiv \langle\langle \mathbf{X} \rangle\rangle_s / \langle\langle \mathbf{X} \rangle\rangle_a. \quad (14)$$

Here  $\langle\langle \mathbf{X} \rangle\rangle_a$  is the algebraic average over the in-band elements of the matrix, while  $\langle\langle \mathbf{X} \rangle\rangle_s$  is the corresponding resistor network “average” that takes their connectivity into account. The recipe of the resistor network calculation is detailed in the next paragraph (can be skipped in first reading). For a strictly uniform matrix  $g_s = s = 1$ , for a Gaussian matrix  $s = 1/3$  and  $g_s \sim 1$ , while for sparse matrix  $s$ ,  $g_s \ll 1$ .

The resistor network quantity  $\langle\langle \mathbf{X} \rangle\rangle_s$  can be regarded as a smart average over the elements of  $\mathbf{X}$ , that takes their connectivity into account. For its calculation we associate with  $\mathbf{X}$  a matrix  $\mathbf{g}$  whose elements are

$$\mathbf{g}_{nm} = 2\delta_0(n-m) X_{nm} / (n-m)^2 \quad (15)$$

where  $\sum_r \delta_0(r) = 1$  is a weight function, whose width should be quantum mechanically large (*i.e.*  $\gg 1$ ) but semiclassically small (*i.e.*  $\lesssim$  the bandwidth). If we take this weight function to be the normalized version of  $\tilde{S}(\omega)$ , then  $\mathbf{g}_{nm}$  can be interpreted as the (normalized) Fermi golden rule transition rates that would be induced by a low-frequency driving. Optionally we can regard these  $\mathbf{g}_{nm}$  as representing connectors in a resistor network. The inverse resistivity of the strip can be calculated using the standard procedure, as in electrical engineering, and the result we call  $\langle\langle \mathbf{X} \rangle\rangle_s$ . It is useful to notice that if all the elements of  $\mathbf{X}$  are identical, then  $\langle\langle \mathbf{X} \rangle\rangle_s$  equals the same number. More generally  $\langle\langle \mathbf{X} \rangle\rangle_s$  is smaller than

<sup>1</sup>A precise definition of the sparsity  $s$  can be found in sect. III of [18], but it is not of much physical interest for us. Rather we characterize the sparsity by the resistor network measure  $g_s$  as defined below, which has direct relation to the response analysis.

the conventional algebraic average  $\langle\langle \mathbf{X} \rangle\rangle_a$  (calculated with the same weight function). In the RMT context a realistic estimate for  $\langle\langle \mathbf{X} \rangle\rangle_s$  can be obtained using a generalized variable-range-hopping procedure [18].

**The WQC regime.** – With the classical  $t_L$  and  $t_R$ , we can associate the energies

$$\Delta_L = 2\pi/t_L, \quad \Delta_R = 2\pi/t_R. \quad (16)$$

Conversely, with the mean levels spacing we can associate the Heisenberg time  $t_H = 2\pi/\Delta_0$ . Note that  $t_H = (1/\hbar)^{d-1} t_L$  where  $d=2$ . It is also possible to define the Ehrenfest time  $t_E = [\log(1/\hbar)] t_R$ , which is the time required for the instability to show up in the quantum dynamics. The traditional condition for “quantum chaos” is  $t_E \ll t_H$ , but if we neglect the log factor it is simply  $t_R \ll t_H$ . This can be rewritten as  $\Delta_R \gg \Delta_0$ , which we call the frequency domain version of the quantum chaos condition. Optionally one may write a *parametric version* of the quantum chaos condition, namely  $u \gg u_b$ , where

$$u_b = \hbar \quad (\text{de Broglie deformation}). \quad (17)$$

The frequency domain version implies that it should be possible to resolve the zero-frequency peak of  $\tilde{C}(\omega)$  as in fig. 3, while the parametric version means that a de Broglie wavelength deformation of the boundary is required to achieve “Quantum chaos”.

We observe in the upper panel of fig. 4 that  $g_s$  is significantly smaller than unity, even for very small values of  $\hbar$  for which  $u > u_b$  is definitely satisfied. For completeness we show in the lower plot additional data points in the regime  $u < u_b$  where this breakdown of QCC is not a big surprise. We conclude that QCC for  $u > u_b$  is restricted to  $\tilde{C}(\omega)$ , and does not imply *Hard* quantum chaos (HQC), but only WQC. In the WQC regime  $\bar{C}_s(r) \ll \bar{C}_a(r)$  and consequently  $g_s \ll 1$ , indicating sparsity.

The emergence of WQC instead of HQC can be explained as follows. If a wall of a billiard is deformed, the levels are mixed. FOPT is valid provided  $|U_{nm}| < \Delta_0$ . This condition determines a parametric scale  $u_c$ . If the unperturbed billiard were chaotic, the variation required for level mixing would be [19]  $u_c \approx \lambda_E / (k_E L)^{1/2} = \hbar^{3/2}$ . This expression assumes that the eigenstates look like random waves. In the Wigner regime ( $u_c < u < u_b$ ) there is a Lorentzian mixing of the levels and accordingly, the number of mixed levels is  $\sim (u/u_c)^2$ . But our unperturbed (rectangular) billiard is not chaotic, the unperturbed levels of the non-deformed billiards are not like random waves. Therefore, the mixing of the levels is *non-uniform*.

By inspection of the  $U_{n_x n_y, m_x m_y}$  matrix elements one observes that the dominant matrix elements that are responsible for the mixing are those with large  $n_x$  but small  $|n_y - m_y|$ . Accordingly, within the energy shell  $E_{n_x n_y} \sim E$ , the levels that are mixed first are those with maximal  $n_x$ , while those with minimal  $n_x$  are mixed last. The mixing threshold for the former is

$$u_c \approx \lambda_E / (k_E L) = \hbar^2 \quad (18)$$



while for the latter one finds  $u_c^\infty \sim \hbar^0$ , which is much larger than  $u_b = \hbar^1$ . A straightforward analysis of this mixing (extending that of [12]) leads to the result

$$g \approx u^2/\hbar. \quad (19)$$

This is merely the ratio of the median value to the mean, and the proportionality to  $u^2$  is the remnant of FOPT. This simple dependence is confirmed by the numerics of fig. 4. We note that the RMT perspective of [18] implies that in general this median-based estimate should be corrected. Roughly the prescription is

$$g \mapsto \max\{1, g \exp[\sqrt{-\ln b \ln g}]\}, \quad (20)$$

where  $b = \omega_c/\Delta_0$  is the dimensionless bandwidth.

In the numerics  $g$  is calculated for a bandwidth matching spectral width, *i.e.* the spectral support of  $\tilde{S}(\omega)$  is assumed to be  $\sim \Delta_R$ , implying  $g_c \sim \mathcal{O}(1)$  and  $g \sim g_s$ . In the quantum-mechanical LRT calculation which is presented in fig. 4 by the black line  $g_c$  depends on  $\hbar$ , because  $\Delta_0$  provides a lower cutoff on the logarithmically divergent  $\tilde{C}(\omega)$ .

If the spectral support of the driving were  $\ll \Delta_R$ , the classical correlation factor would be  $g_c \sim 1/u$ , and consequently  $g_s \sim u^3/\hbar$ . Still, the bandwidth is the significant scale in the “quantum chaos” perspective, and therefore the parametric scale that signifies the WQC-HQC crossover is

$$u_s = \hbar^{1/2} \quad (21)$$

which is larger than  $u_b = \hbar$ . Accordingly, the WQC regime extends well beyond the traditional boundary of the Wigner regime, and in any case it is well beyond the FOPT border  $u_c$ .

**Discussion.** – In a broader perspective the term “weak quantum chaos” is possibly appropriate also to system with zero Lyapunov exponent ( $t_R = \infty$ ), *e.g.* the triangular billiard [20], and pseudointegrable billiards [21], and to systems with a classical mixed phase space. But in the present study we wanted to consider a globally chaotic system, under semiclassical circumstances such that  $\Delta_R$  is quantum mechanically resolved and QCC is naively expected. In this context there are of course other interesting aspects, such as bouncing related corrections to Weyl’s law [22], and non-universal spectral statistics issues (see below), while our interest was with regard to the semilinear response characteristics of the system.

The spectral statistics in the WQC regime has been studied in [23] concerning nearly circular stadium billiard, and in [24] concerning circular billiards with a rough boundary. Let us remind very briefly how the WQC border is determined in this context. It is convenient to describe the dynamics using a Poincaré map, which relates the angle  $\theta_\tau$  of successive collisions ( $\tau = 1, 2, 3, \dots$ ) with the piston. One observes that due to the accumulated effect of collisions with the deformed boundary, there is a slow diffusion of the angle with coefficient  $D_\theta \sim u^2$ . Accordingly the classical ergodic time is  $\tau_r \sim 1/D_\theta$ , and the quantum

breaktime due to a dynamical localization effect is  $\tau_h \sim D_\theta/\hbar^2$ . The border of the WQC regime is defined by the condition  $\tau_h < \tau_r$  leading to eq. (21). However we would not like to over-emphasize this consistency because it is not *a priori* clear that spectral statistics and sparsity-related characteristics always coincide.

**Practical implications.** – Coming back to the “conflicting expectations” issue, with regard to the value of the absorption coefficient and its dependence on the deformation  $u$ , we now can see how they reconcile. First of all it should be clear that if there were no classical correlations between bounces, then  $\tilde{C}(\omega)$  would be flat, equals to the value  $C_\infty$  of eq. (11), leading to the wall formula eq. (6) for  $G$ . The effect of bouncing is to enhance  $\tilde{C}(\omega \ll 1/t_L)$  as implied by eq. (12). Depending on whether the spectral support of the driving is  $\omega_c \ll \Delta_R$  or  $\omega_c \sim \Delta_R$  we observe or do not observe a  $1/u$  enhancement. This holds classically and also in the quantum LRT calculation (provided  $\omega_c > \Delta_0$ ) due to QCC.

However, the SLRT calculation, unlike the LRT calculation, cares about the *median* and not about the *mean*. Therefore, for a weakly chaotic system, it give a much smaller result for  $G$ . If the mixing of the levels were uniform we would expect a crossover from  $g_s \propto u^2$  (FOPT) to  $g_s \propto 1/u^2$  (Wigner), as in the theory of disordered conductors. But the mixing of levels in a weakly *chaotic* system, unlike in a weakly *disordered* system, is not uniform, and therefore the  $g_s \propto u^2$  persists within a very large range  $u_c < u < u_s$ , to which we refer as the WQC regime.

**Experimental feasibility.** – Having a better understanding of the WQC regime we are now able to revise the suggested experiment in [12]. Let us consider  $^{85}\text{Rb}$  atoms that are laser cooled to low temperature  $T \approx 0.1 \mu\text{K}$ , such that the de Broglie wavelength is  $\lambda_E = 1 \mu\text{m}$ . The atoms are trapped in an optical billiard of linear size  $L = 10 \mu\text{m}$ , and accordingly the dimensionless Planck constant is  $\hbar = 0.1$ . This leads to  $\Delta_L/\Delta_0 = 30$ . Note that  $\Delta_L = 220 \text{ Hz}$ , and  $\Delta_0 = 7.5 \text{ Hz}$ .

Assuming 10% deformation the dimensionless bandwidth can be tuned as  $b \equiv (\Delta_R/\Delta_0) \sim 10$ . By modulating the laser intensity, one of the billiard walls can be noisily vibrated. We assume that the driving is band-matching, *i.e.*  $\omega_c \sim \Delta_R$ . These are roughly the same parameters as in our numerical analysis. The prediction for the SLRT suppression factor is  $g_s \sim 0.1$ .

In order to witness the SLRT anomaly the RMS amplitude of the vibrations ( $\varepsilon$ ) should be large enough, as to have a measurable heating effect. Assuming that it is possible to hold the atoms for a duration of  $\sim 1000$  bounces the condition can be written in a dimensionless form as  $G_0 \varepsilon^2 / (T \Delta_L) > 10^{-3}$ , or roughly as  $(\varepsilon/L)^2 > 10^{-3}$ .

On the other hand  $\varepsilon$  should be small enough, such that the FGR condition is not violated. It is straightforward to show that the FGR condition can be written in a dimensionless form as  $T G_0 \varepsilon^2 / \Delta_0^3 < b^3$ , or roughly as

$(\varepsilon/L) < (1/b)$ . Accordingly there is a range where both conditions are satisfied, and there the SLRT anomaly should be observed, provided environmental relaxation effects can be neglected.

**Comments.** – It is important to realize that we are studying in this work a driven chaotic system, and not a driven integrable system. Remarkable examples for driven integrable systems are the kicked rotator [25] and the vibrating elliptical billiard [26]. In the absence of driving such systems are integrable, while in the presence of driving a *mixed phase space* emerges. This is not what we call here *weak chaos*.

The low-frequency driving that we assume is stochastic, rather than periodic. This looks to us realistic, reflecting the physics of cold atoms that are trapped in optical billiards with vibrating walls. It is also theoretically convenient, because we can use the FGR picture. If one is interested in periodic driving of strictly isolated system, then there are additional important questions with regard to dynamical localization [27] that can be handled *e.g.* within the framework of the Floquet theory approach.

**Summary.** – The discovery of “anomalies”, *i.e.* major deviations from QCC in circumstances where QCC is expected by common wisdom, is a major challenge in quantum-mechanics studies. For example: Anderson’s localization (wave functions were commonly expected to be extended); Heller’s scars (wave functions were commonly expected to look like random waves). Here we highlighted an anomaly in the theory of response: the rate of heating is unexpectedly suppressed for a quantized chaotic system.

Our analysis has been based on SLRT. This theory applies to circumstances in which the environmental relaxation is weak compared with the  $f(t)$ -induced transitions. In such circumstances the connectivity of the transitions from level to level is important, and the LRT result should be multiplied by  $g_s$ .

We have highlighted that there is a *distinct WQC regime*, where semiclassics and Wigner-type mixing co-exist. This is the regime where an LRT to SLRT crossover is expected as the intensity of the driving is increased.

\*\*\*

We thank N. DAVIDSON (Weizmann) for a crucial discussion regarding the experimental details. This research has been supported by the US-Israel Binational Science Foundation (BSF).

## REFERENCES

- [1] GROSS D. H. E., *Nucl. Phys. A*, **240** (1975) 472; BLOCKI J., BONEH Y., NIX J. R., RANDRUP J., ROBEL M., SIERK A. J. and SWIATECKI W. J., *Ann. Phys.*, **113** (1978) 330; KOONIN S. E., HATCH R. L. and RANDRUP J., *Nucl. Phys. A*, **283** (1977) 87.
- [2] FRIEDMAN N., KAPLAN A., CARASSO D. and DAVIDSON N., *Phys. Rev. Lett.*, **86** (2001) 1518.
- [3] STOTLAND A., BUDOYO R., PEER T., KOTTOS T. and COHEN D., *J. Phys. A*, **41** (2008) 262001.
- [4] OTT E., *Phys. Rev. Lett.*, **42** (1979) 1628; BROWN R., OTT E. and GREBOGI C., *Phys. Rev. Lett.*, **59** (1987) 1173; *J. Stat. Phys.*, **49** (1987) 511.
- [5] JARZYNSKI C., *Phys. Rev. E*, **48** (1993) 4340; *Phys. Rev. Lett.*, **74** (1995) 2937.
- [6] WILKINSON M., *J. Phys. A*, **21** (1988) 4021; WILKINSON M. and AUSTIN E. J., *J. Phys. A*, **28** (1995) 2277.
- [7] ROBBINS J. M. and BERRY M. V., *J. Phys. A*, **25** (1992) L961.
- [8] COHEN D., *Phys. Rev. Lett.*, **82** (1999) 4951; *Ann. Phys. (N.Y.)*, **283** (2000) 175; COHEN D. and KOTTOS T., *Phys. Rev. Lett.*, **85** (2000) 4839.
- [9] BASKO D. M., SKVORTSOV M. A. and KRAVTSOV V. E., *Phys. Rev. Lett.*, **90** (2003) 096801; SILVA A. and KRAVTSOV V. E., *Phys. Rev. B*, **76** (2007) 165303.
- [10] COHEN D., KOTTOS T. and SCHANZ H., *J. Phys. A*, **39** (2006) 11755.
- [11] WILKINSON M., MEHLIG B. and COHEN D., *Europhys. Lett.*, **75** (2006) 709.
- [12] STOTLAND A., COHEN D. and DAVIDSON N., *EPL*, **86** (2009) 10004.
- [13] RAM-MOHAN R., *Finite Element and Boundary Element Applications in Quantum Mechanics* (Oxford University Press, Oxford) 2002.
- [14] FEINGOLD M. and PERES A., *Phys. Rev. A*, **34** (1986) 591; FEINGOLD M., LEITNER D. and WILKINSON M., *Phys. Rev. Lett.*, **66** (1991) 986.
- [15] AUSTIN E. J. and WILKINSON M., *Europhys. Lett.*, **20** (1992) 589; PROSEN T. and ROBNIK M., *J. Phys. A*, **26** (1993) 1105; ALHASSID Y. and LEVINE R. D., *Phys. Rev. Lett.*, **57** (1986) 2879; FYODOROV Y. V., CHUBYKALO O. A., IZRAILEV F. M. and CASATI G., *Phys. Rev. Lett.*, **76** (1996) 1603.
- [16] BARNETT A., COHEN D. and HELLER E. J., *Phys. Rev. Lett.*, **85** (2000) 1412; *J. Phys. A*, **34** (2001) 413.
- [17] ALDER B. J. and WAINWRIGHT T. E., *Phys. Rev. A*, **1** (1970) 18; VIVALDI F., CASATI G. and GUARNERI I., *Phys. Rev. Lett.*, **51** (1983) 727.
- [18] STOTLAND A., KOTTOS T. and COHEN D., *Phys. Rev. B*, **81** (2010) 115464.
- [19] COHEN D., BARNETT A. and HELLER E. J., *Phys. Rev. E*, **63** (2001) 46207.
- [20] CASATI G. and PROSEN T., *Phys. Rev. Lett.*, **85** (2000) 4261; DEGLI ESPOSTI M., O’KEEFE S. and WINN B., *Nonlinearity*, **18** (2005) 1073.
- [21] BOGOMOLNY E. B., GERLAND U. and SCHMIT C., *Phys. Rev. E*, **59** (1999) R1315.
- [22] BACKER A., SCHUBERT R. and STIFTER P., *J. Phys. A*, **30** (1997) 6783.
- [23] BORGONOV F., CASATI G. and LI B., *Phys. Rev. Lett.*, **77** (1996) 4744.
- [24] FRAHM K. M. and SHEPELYANSKY D. L., *Phys. Rev. Lett.*, **78** (1997) 1440.
- [25] CHIRIKOV B. V., *Phys. Rep.*, **52** (1979) 263.
- [26] LENZ F., DIAKONOS F. K. and SCHMELCHER P., *Phys. Rev. Lett.*, **100** (2008) 014103; *EPL*, **79** (2007) 2002.
- [27] PROSEN T. and SHEPELYANSKY D. L., *Eur. Phys. J. B*, **46** (2005) 515; FISHMAN S., GREMPPEL D. R. and PRANGE R. E., *Phys. Rev. Lett.*, **49** (1982) 509.